




Equivalent Fractions Packet




Made by Liesl

©homeschoolden.com








Feel free to make as many copies as you need for your kids or the students in your classroom.

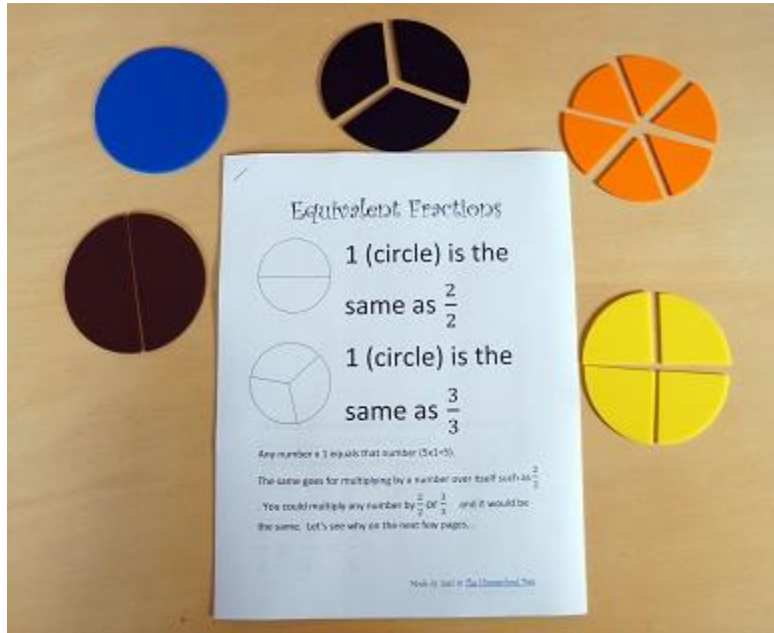
This file may not be uploaded to any file sharing website, though feel free to link back to the original post over at homeschoolden.com.



There is also plain version of this file without all the hearts! [Equivalent Fraction Packet](#).




We use this packet in conjunction with some fraction manipulatives that we have on hand:



Working with the manipulatives really helps visualize what is going on. Our plastic sets were made by Didax–Fraction Circle Manipulatives, but these by [Learning Resources Deluxe Rainbow Fraction Circles](#) (*affiliate link*) are a bit cheaper. You might be interested in the ones that come with the fraction printed on them: [Teacher Created Resources Foam Fraction Circles](#). (*affiliate link*).

They were worth purchasing since we have three kids, but you can also make them or print them off the web (such as these [Fraction Circle Templates at Worksheet Fun](#) or these [Fraction Circles at DocStoc](#)).

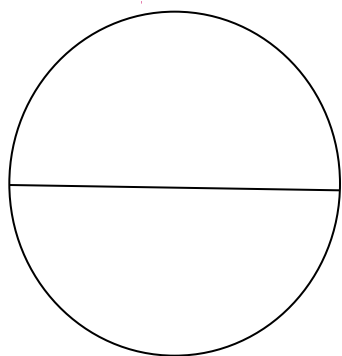


Equivalent Fraction Packet

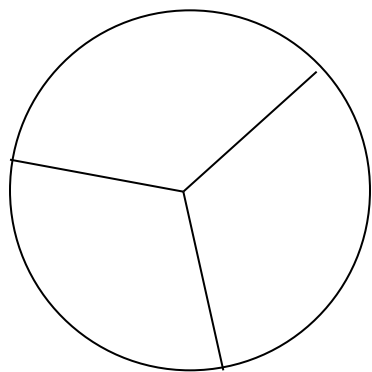
Free at *The Homeschool Den*



Equivalent Fractions



1 (circle) is the
same as $\frac{2}{2}$



1 (circle) is the
same as $\frac{3}{3}$

Any number $\times 1$ equals that number ($5 \times 1 = 5$).


The same goes for multiplying by a number over itself such as $\frac{2}{2}$

You could multiply any number by $\frac{2}{2}$ or $\frac{3}{3}$ and it would be the same. Let's see why on the next few pages...





Equivalent Fractions



Divide the circle above in half. Write the fraction one-half
_____ Color in half the circle.

Now divide each section into 3 equal portions.

The colored section now has _____ pieces.


The entire circle (the two sections) now has _____ pieces.

$$\frac{1}{2} \times \frac{3}{3} = \frac{3}{6}$$





Equivalent Fractions



Divide the circle above in four pieces. Write the fraction one-fourth _____ Color in one section of the circle.

Now divide each section into 2 equal portions.

The colored section now has _____ pieces.


The entire circle (all four sections) now has _____ pieces.

$$\frac{1}{4} \times \frac{2}{2} = \frac{2}{8}$$





Equivalent Fractions



Divide the circle above in three pieces. Write the fraction one-third _____ Color in one section of the circle.

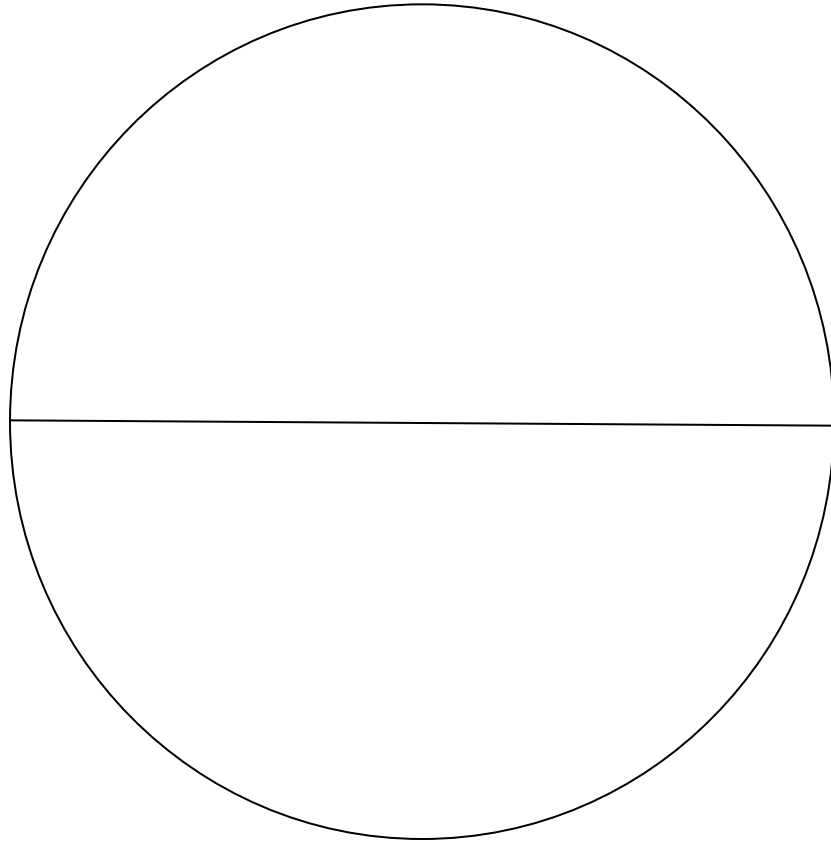
Now divide each section into 4 equal portions.

The colored section now has _____ pieces.

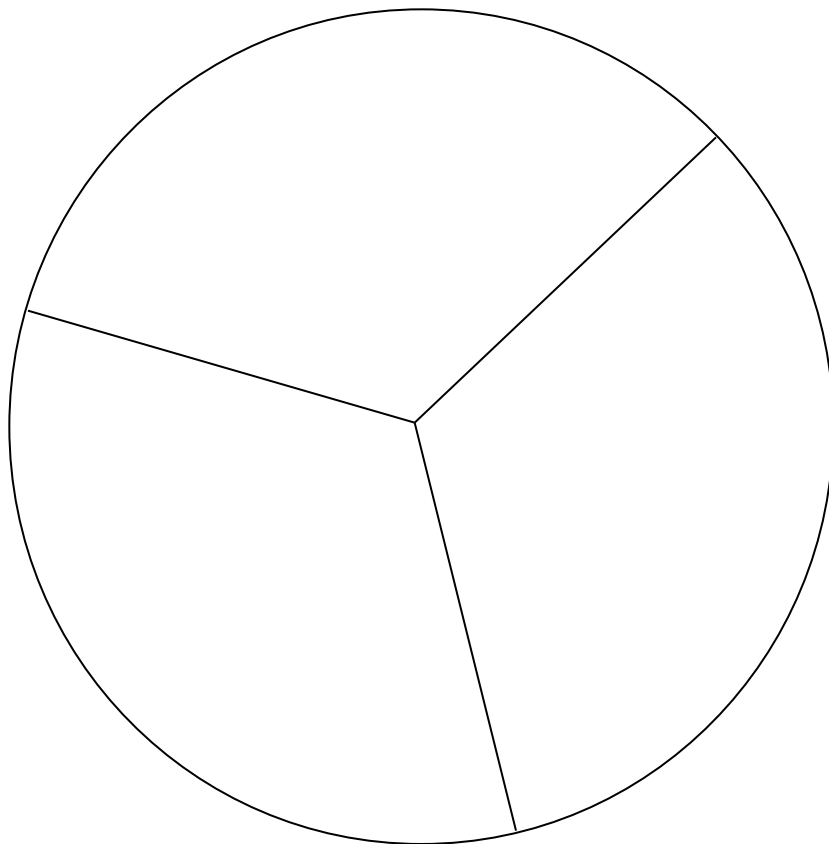
The entire circle (all three sections) now has _____ pieces.

$$\frac{1}{3} \times \frac{4}{4} = \frac{4}{12}$$





You can use these two circles to help you visualize the answers on the next page.





Equivalent Fractions



$$\frac{1}{2} = \frac{\quad}{4}$$

$$\frac{1}{3} = \frac{\quad}{6}$$

$$\frac{1}{2} = \frac{\quad}{6}$$

$$\frac{1}{3} = \frac{\quad}{9}$$

$$\frac{1}{2} = \frac{\quad}{8}$$

$$\frac{1}{3} = \frac{\quad}{12}$$

$$\frac{1}{2} = \frac{\quad}{10}$$

$$\frac{1}{3} = \frac{\quad}{15}$$

$$\frac{1}{2} = \frac{\quad}{12}$$

$$\frac{1}{3} = \frac{\quad}{18}$$





Equivalent Fractions

$$\frac{1}{4} = \frac{\quad}{8}$$

$$\frac{1}{5} = \frac{\quad}{10}$$

$$\frac{1}{4} = \frac{\quad}{12}$$

$$\frac{1}{5} = \frac{\quad}{15}$$



$$\frac{1}{4} = \frac{\quad}{16}$$

$$\frac{1}{5} = \frac{\quad}{20}$$

$$\frac{1}{4} = \frac{\quad}{20}$$

$$\frac{1}{5} = \frac{\quad}{25}$$

$$\frac{1}{4} = \frac{\quad}{24}$$

$$\frac{1}{5} = \frac{\quad}{30}$$





Equivalent Fractions

$$\frac{1}{6} = \frac{\quad}{12}$$

$$\frac{1}{7} = \frac{\quad}{14}$$

$$\frac{1}{6} = \frac{\quad}{18}$$

$$\frac{1}{7} = \frac{\quad}{21}$$

$$\frac{1}{6} = \frac{\quad}{24}$$

$$\frac{1}{7} = \frac{\quad}{28}$$

$$\frac{1}{6} = \frac{\quad}{30}$$

$$\frac{1}{7} = \frac{\quad}{35}$$

$$\frac{1}{6} = \frac{\quad}{36}$$

$$\frac{1}{7} = \frac{\quad}{42}$$





Equivalent Fractions

$$\frac{1}{8} = \frac{\quad}{16}$$

$$\frac{1}{9} = \frac{\quad}{18}$$

$$\frac{1}{8} = \frac{\quad}{24}$$

$$\frac{1}{9} = \frac{\quad}{27}$$

$$\frac{1}{8} = \frac{\quad}{32}$$

$$\frac{1}{9} = \frac{\quad}{36}$$

$$\frac{1}{8} = \frac{\quad}{40}$$

$$\frac{1}{9} = \frac{\quad}{45}$$

$$\frac{1}{8} = \frac{\quad}{48}$$

$$\frac{1}{9} = \frac{\quad}{54}$$





Equivalent Fractions

$$\frac{1}{9} = \frac{\quad}{36}$$

$$\frac{1}{7} = \frac{\quad}{28}$$

$$\frac{1}{6} = \frac{\quad}{18}$$

$$\frac{1}{9} = \frac{\quad}{27}$$

$$\frac{1}{2} = \frac{\quad}{12}$$

$$\frac{1}{5} = \frac{\quad}{15}$$

$$\frac{1}{7} = \frac{\quad}{42}$$

$$\frac{1}{7} = \frac{\quad}{21}$$

$$\frac{1}{3} = \frac{\quad}{18}$$

$$\frac{1}{4} = \frac{\quad}{24}$$





Equivalent Fractions

$$\frac{1}{9} = \frac{\quad}{54}$$

$$\frac{1}{7} = \frac{\quad}{21}$$

$$\frac{1}{8} = \frac{\quad}{48}$$

$$\frac{1}{2} = \frac{\quad}{10}$$

$$\frac{1}{4} = \frac{\quad}{12}$$

$$\frac{1}{8} = \frac{\quad}{16}$$

$$\frac{1}{6} = \frac{\quad}{12}$$

$$\frac{1}{6} = \frac{\quad}{36}$$

$$\frac{1}{2} = \frac{\quad}{6}$$

$$\frac{1}{3} = \frac{\quad}{15}$$





Equivalent Fractions

$$\frac{1}{8} = \frac{\quad}{40}$$

$$\frac{1}{8} = \frac{\quad}{24}$$

$$\frac{1}{6} = \frac{\quad}{30}$$

$$\frac{1}{8} = \frac{\quad}{32}$$

$$\frac{1}{2} = \frac{\quad}{8}$$

$$\frac{1}{9} = \frac{\quad}{45}$$

$$\frac{1}{3} = \frac{\quad}{12}$$

$$\frac{1}{6} = \frac{\quad}{48}$$

$$\frac{1}{4} = \frac{\quad}{16}$$

$$\frac{1}{3} = \frac{\quad}{9}$$





Equivalent Fractions

$$\frac{1}{7} = \frac{\quad}{14}$$

$$\frac{2}{3} = \frac{\quad}{9}$$

$$\frac{1}{9} = \frac{\quad}{18}$$

$$\frac{3}{7} = \frac{\quad}{14}$$

$$\frac{1}{4} = \frac{\quad}{20}$$

$$\frac{3}{4} = \frac{\quad}{16}$$

$$\frac{1}{7} = \frac{\quad}{35}$$

$$\frac{5}{6} = \frac{\quad}{12}$$

$$\frac{1}{6} = \frac{\quad}{24}$$

$$\frac{1}{5} = \frac{\quad}{15}$$

