


the body- el cuerpo

1 1 ceja 2 cejas	1- Eyebrow/s
2 la frente	2- Forehead
3 1 ojo 2 ojos	3- Eye/s
4 1 oreja 2 orejas	4- Ear/s
5 la boca	5- Mouth
6 los labios	6- Lips
7 los dientes	7- Teeth
8 el cuello	8- Neck
9 el pecho	9- Chest
10 los brazos	10- Arm
11 1 mano 2 manos	11- Hand/s
12 el estómago	12- Stomach
13 la rodilla	13- Knee
14 la pierna	14- Leg/s
15 los pies	15- Feet
16 los dedos	16- Toes



Hola Padres!

I want to thank Liesl for allowing me to put my Spanish touch again on her amazing homeschool blog! Today's Spanish lesson is all about the body. We are going to keep it simple and fun.

Grammar rule to remember!

Nouns in Spanish have **number and gender**. Specially pay extra attention when you are referring to the body part using the noun in singular or plural form. The same applies to the gender of noun.

Example:

Singular	Plural
El ojo – the eye	Los ojos- the eyes
La ceja – the eyebrow	Las cejas – the eyebrows


Feminine	Masculine
La boca- the mouth	El dedo- the finger
La cara- the face	El pie- the foot

Action Steps:

- 1- Print the worksheets
- 2- Review the vocabulary: Use the cards below and/or visit <https://quizlet.com/153879653/el-cuerpo-body-flash-cards/>
- 3- Here are a few videos to make learning fun and meaningful!

- [Las partes de cuerpo](#)- Body parts
- [Las partes del cuerpo](#) song – Tienes que tocar... (touch the body part as you sing the song)
- [Hombros rodillas pies](#) (head, shoulders, knees and toes)
- [Las partes del cuerpo and more](#)

the body- el cuerpo




ceja, la frente, ojo, oreja, la boca, los labios, los dientes,
el cuello, el pecho, los brazos, mano, el estómago, la rodilla, la
pierna, los pies, los dedos

the body- el cuerpo

1 ceja 2 cejas	La frente	1 ojo 2 ojos	la boca
los labios	los dientes	el cuello	1 oreja 2 orejas
el pecho	los brazos	1 mano 2 manos	el estómago
la rodilla	la pierna	los pies	los dedos

the body- el cuerpo



mano, los labios, ojo, el estómago, la rodilla, la pierna, el
cuello, los pies, los dientes, los brazos, los dedos
ceja, oreja, la boca, el pecho, la frente



About Sra. Morato:

I am a Spanish teacher, a homeschool Mom and a Curriculum Designer. I have been a classroom teacher for more than 16 years. Have taught every Spanish level up to College level. Currently, I am working on my MBA degree at George Mason University and I am working on developing the best Spanish Homeschool Curriculum to serve the homeschool community. Learn more about the program:

<https://homeschoolspanishcurriculum.leadpages.co/coursemembership/>



[Join my Facebook Spanish Group for extra resources](#)

@sra.morato

Visit my website: <https://www.homeschoolspanishcurriculum.com/>

Contact me at contact@homeschoolspanishcurriculum.com

It's Liesl here! Thank you to Sra. Morato for helping to put together these fun Spanish worksheets! Be sure to visit some of the other Spanish printables we've made for you this year:

- [Daily Calendar in Spanish! La Página de calendario de Hoy](#) – It will help your kids learn the days of the week, the months of the year, the weather and other skills!



- [Number Matching Pages \(in Spanish, German or French\)](#)



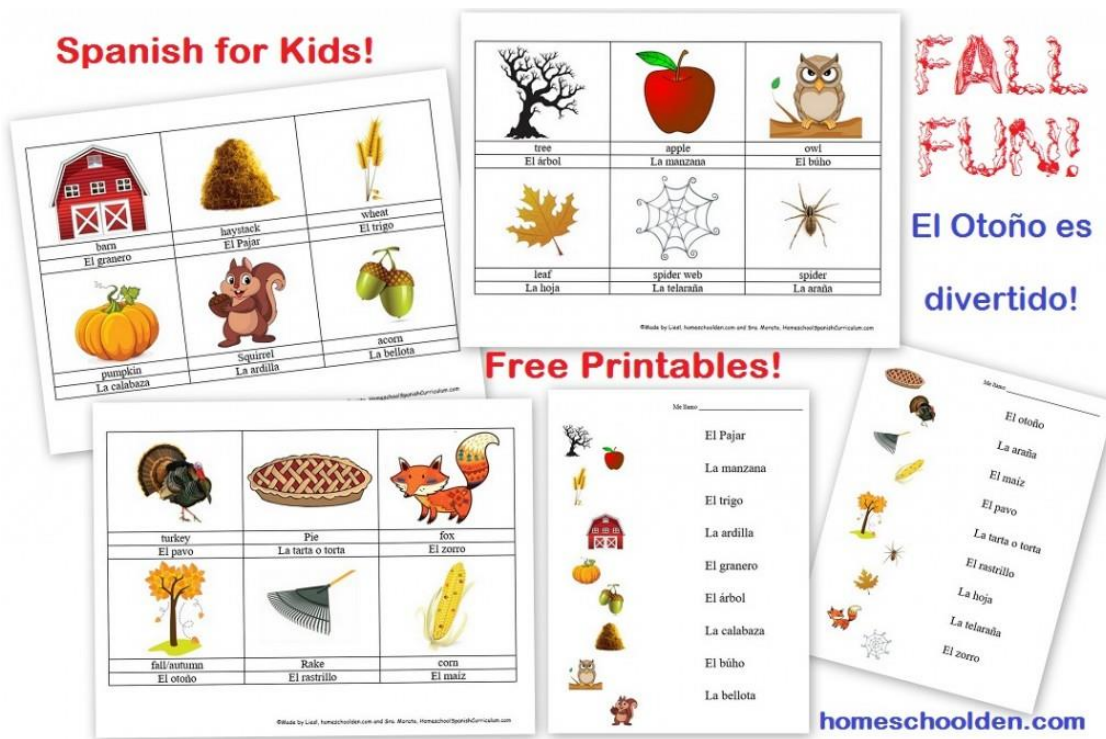
- [Spanish Fruit and Vegetable Cards: Tarjetas para clasificar las frutas y los vegetales](#)



Free Printable!
 Tarjetas para clasificar las
 frutas y los vegetales

homeschoolden.com

- [Free Spanish Worksheets for Kids: Fall Words and Colors](#)



Free Printables!

homeschoolden.com

- If you have any requests as you introduce your child to the Spanish language, let us know!

See you again soon here or over at our [Homeschool Den Facebook Page](#)! Don't forget to [Subscribe to our Homeschool Den Newsletter](#). And, be sure to visit Sra. Morato's website [HomeschoolSpanishCurriculum.com](#)

Happy Homeschooling!
 ~Liesl and Sra. Morato