




The Homeschool Den

Disclosure Notice: This pdf also includes some affiliate links, which means that at no additional cost to you, I will earn a commission if you decide to make a purchase.



Paint

Glitter letters, Glitter  
“cob webs”



[Blink](#) – (affiliate link)  
(card game counting  
and matching shapes)

Texture rubbings-leaf  
rubbings

[Clothes pins on  
muffin cups](#) (for  
colors)

[Clothes pin  
matching](#)

(letters,  
numbers, -at  
words etc.)



Count beans into  
groups of 10

Plastic egg hunt and  
name the letter or  
number hidden inside

Paper plate masks

[Play dough](#) (pumpkin  
pie scent!)

# Preschool Activities



Make an alphabet  
book

Bean bag toss (lower  
case letters into upper  
case cup)

[Miniature golf with  
numbers/letters](#) (ping  
pong ball into a cup)

[Homemade Mini-Golf  
Course!](#)

Go on a nature walk  
or a nature scavenger  
hunt ([Nature  
Scavenger Hunt Free  
Printable](#))



Play store

Dino Math Tracks

[Place value cards](#)  
(using the 100s 10s 1s  
beads) [Teen numbers](#)

Sunny Side Up-  
learning double digit  
numbers game ([post  
here](#))

Make a collage

Rainbow  
crayons  
(melt  
crayons or melt



crayons onto wax  
paper [like this turkey](#))

Hole punching



Outdoor maze,  
outdoor hopscotch  
(check out [our math  
snail](#))



Puzzles

Lacing

[Pouring](#)



Spooning



File folder games  
([filefolderfun.com](#))

Jump rope (parent  
ties a rope on  
something and swings  
rope back and forth –  
or around if older)

Work with [word  
families](#)



Phonics Readers -  
When your child is  
ready to learn to read  
([Early readers we  
used](#))

Sew a button or cross  
stitch



[Uno Card Game](#)  
(*affiliate link*)

Chalk on black  
construction paper

Make a city out of  
leftover boxes


Trace foot prints, cut  
them out, put in a  
letter/number or word  
and have them walk  
along the footprints

Trace body, label the  
[body organs](#) or [fill in  
the skeleton](#).



Obstacle course

[Count and stamp  
sheets](#)



Make a 'birds' nest.  
Gather grass and twigs in  
a bowl. Smother with  
glue. Let it dry for a day  
or so.

Links (match lower  
and upper case letters  
with plastic links)



Tissue paper on  
contact paper

Perler beads



Mazes (kumon has a  
great series)

Dot-to-dots

Graphing games

[Pin punching](#)



[Pattern blocks](#)



Make an instrument  
(drum, rain stick,  
shaker)

Play tag with your  
child

Set the table (have a  
sheet as a guide)

[Spaghetti art](#)



Noodle necklaces

[Use paint cards](#): child  
organizes them from  
lightest to darkest



Magnets

Sort into  
magnetic –  
nonmagnetic. Fun  
magnet man!



Make a fossil ([coffee ground recipe](#) is great!)

Set out a [preschool board games](#)



[Pony beads on pipe cleaners.](#)



Make these really cute [snakes and lizards out of pony beads.](#)



Cubby house

[Carnations in water and dye](#)

[Theme Time Table:](#)  
Bring out things you have related to one theme and place them all on a table. Here's one I set up on [bears](#) or [princesses](#) or [monsters & dragons](#), [oceans](#), [farms](#),

[dinosaurs](#) The sky's the limit with what you have on hand!

Paper clips on index cards (numbers 1-10)

*Can you remember game?* A tray with common objects, remove 2 objects

Stencils

Cheerio addition, subtraction

[Sandpaper letters](#)



Science experiments

[Vertebrate-invertebrate sorting cards](#)

Hammering Activity (my kids adored this-it had shapes and small thumb tacks that they hammered into a felt board). There's a [hammering shape set here](#) at Amazon (affiliate link)



Paper dolls-my girls [love these](#)

Make a [volcano](#)



Transferring small objects with tweezers or tongs



Do-a-Dot Letters



Do-a-Dot with Cheerios



Eye dropper with food dye onto coffee filter. Or make a [diaper wipe flower](#) like these.

[Go fishing for letters or numbers](#) paper clip and magnet on a stick and string

Shadow matching



Leaf Rubbings



Pressed flowers  
[hammering flowers](#) to  
make cards

Books on tape  
(storynory.com)

Balance scale

[Math grid games](#): Roll  
a die and cover that  
many spaces

Piggy bank & coin  
play

Cut up straw pieces to  
make necklaces

Hair clips-practice  
opening and snapping  
them shut

[Felt board activities](#)  
(and make your own  
large felt board)



Pom-pom color sorting  
into ice cube tray



Toothpicks into  
Styrofoam

Marbles balanced on  
golf tees

Stickers

Cutting out strips or  
spirals



[Where do things come  
from?](#) Cards

Make a tree out of  
pipe cleaners

Copy me—[symmetry  
activity](#)




Freeze Dance

Musical Chairs

Math Mat –[pictured  
here](#)

Write letters in sand  
or on a ziploc of paint



Button Activity: The  
stem is sewed on with  
a button on the top.  
Flowers have a slit.



You'll find toddler  
activities on the pages  
that follow (a list I  
wrote a few years ago)





# Toddler Activities

## **PUTTING THINGS IN, activities:**

**clothes pins into a plastic drink bottle;** I used one that was larger than a coke bottle b/c this is one of the activities she's been doing from 12-13 months (I use the non-hinged clothes pins). This is probably her FAVORITE toy and has been for months and months

**square blocks into a square hole** (I handmade one out of blocks and a used box; my daughter can't yet put more than one shape in at a time, so I had to make a simple one. Montessori suggests introducing only one shape at a time whereas many toddler toys have three shapes like the circle, square and triangle.)

**baby food jar lids into a "mailbox"** (decorated box with a slit)

**putting matchsticks into a small hole** (I use a toothpick holder that has a small hole and also a plastic toothbrush holder that happens to have a hole at the bottom); you could do the same thing with straws if you feel more comfortable with that.

**putting dried noodles into an empty cereal box** (with holes poked into the front of the box)

**putting plastic animals into a decorated box** with a hole cut out and "secret door" to pull open and retrieve the animals (my 3 year old helped decorate a box with sea creature stickers, then the whale, star fish, plastic things go "swimming" — my 3 year old also plays with this)

**sliding an unhinged clothes pin onto the edge of a box**

## **SORTING:**

**pompoms into colored silicone muffin cups** (Large 1.5 inch pompoms, silicone baking cups I have on hand)

**rocks, colored sorting bugs/animals into ice cube tray,** I have one for making mini-ice cubes, 60 squares (this is one my daughter will do for a LONG time before she tries putting any in her mouth. That said, I'm always around when she does this and you might not feel comfortable with something so small yet)

**plastic milk container lids into colored bowls**

**metal mixing bowl and various sized spoons**

## **PRETEND PLAY:**

plastic animals

pretend kitchen (plates, bowls, teapot, spoons)

matchbox cars

her own box of playing cards (where I don't mind if the cards get bent; we have heaps of cards from airplane trips)

basket of board books

colorful plastic Easter eggs (she likes to pull them apart)



wooden blocks  
wooden puzzles (the big kind)  
pop-up toy (push a button and the animal pops up; my daughter loves that)

## CRAFTS:

**cut up straws on a pipe cleaner:** my daughter amazed me last month when she copied my three-year-old and spent a LONG time putting straws onto plastic string with help. Once I changed the string to pipe cleaners she can do it by herself. She'll spend quite a long time doing that, concentrating very hard. You made need to spend time at first sitting with your child, but they sure do improve quickly

**clear contact paper** taped securely sticky side up to a tray—they can just play with it (feeling the sticky side and then putting toys onto it and experimenting with pulling the toys off)

coloring — I offer her colored pencils because she too will eat crayons and markers.

**large round stickers**—she can pull them off and put them on paper (15 months is probably a bit young but by 17-18 months you might give them a try. I ordered rolls of 100 from Oriental Trading and had my dad ship them over to us, but they're worth it because she can do them on her own!) I remember my son at about 18 months covering himself from head-to-toe with stickers!

\*\*\*\*\*The reality for me at the moment is that I get these activities out, they hold her interest for a little while, but as soon as I'm doing something with the other kids she stops what she's doing and comes over to climb into my lap. Sigh... I just plan to do my best and not to not get worked up if things don't go as I had envisioned.

## Other related posts you might be interested in:

- [Preschool at Home: Activities you can do with your 2-4 Year Olds, Fine Motor Skills](#)
- [Felt Play: Make your own Felt Board](#)
- [Preschool at Home: Learning Letters](#)
- [Preschool at Home: Alphabet Activities](#)
- [Preschool at Home: Handwriting](#)
- [Preschool at Home: Science for 2-4 Year Olds](#)
- [Preschool Montessori: Vertebrate and Invertebrate Study and Free Cards](#)
- [Preschool at Home: A Few Math Ideas for the 2 1/2-3 year old crowd](#)
- [Preschool Math Activities \(K4\) Montessori Math and More](#)
- [Free Math Lapbook \(PreK-K\)](#)
- [Preschool at Home: Lapbooks](#)
- You might also be interested in the post: [Homeschool Preschool Year in Review](#) which was a recap of many of our preschool activities this past year.
- [Preschool Geography: Activities for learning about where we live in the world, Montessori world map work and more](#)
- [Preschool Geography: Maps and More](#)

- [The Seven Continents and World Landmarks](#)
- If your child knows their letter sounds, they may be ready to learn to read. Visit this post, [Teach Your Child to Read Activities](#), for fun ideas that help your child learn to read!



## Related Posts:

- [Animals and their Characteristics](#)
- [Animals Around the World –Montessori 3-Part Cards](#)
- [Free Montessori World Pin Map](#)



## Montessori World Pin Map

Make your own World Pin Map with cardboard, foam, clear contact paper, and a world map.



homeschoolden.com

- [Rainforest Plants](#) (from around the world)



- U.S. Landmarks and Symbols – 3 part cards



- Animal Tracks, Vertebrates-Invertebrates and More!

