

Thanksgiving Prek Printables



©Made by Liesl at homeschoolden.com

images purchased from canstockphoto.com

Feel free to make as many copies as you need for own children or students.

Please link back to the original blog post. This file may not be uploaded to any file-sharing website.

Have fun with your kids!

Happy Holidays!

Liesl



T



turkey

t

L



leaves

l



Find all the letters: **T t**

T	D	Z	F	T	u	h	O	E	t
i	t	c	L	M	z	T	n	t	R
S	L	t	P	x	K	a	T	a	v
f	P	W	A	R	t	D	y	l	q
t	B	o	T	Q	A	T	e	F	T
J	t	Q	g	t	j	b	G	s	d
q	r	T	U	S	f	z	t	j	l
H	T		Y	d	p	t	G	C	r
w	k	m	T	l		X	b	Z	t
T		t	V	B	T	p	h	T	N

T † T † T † T † T †





Clothes Pin Number Activity: Print this page out on card stock. Cut out each card. Have your child count the number of Thanksgiving objects and place a clothes pin on the correct number



7

1

2



3

1

2



3

4

5





5


4


6

Clothes Pin Number Activity: Print this page out on card stock. Cut out each card. Have your child count the number of Thanksgiving objects and place a clothes pin on the correct number

		
6	5	2

		
9	8	6

		
7	1	4

		
6	8	9

Clothes Pin Number Activity: Print this page out on card stock. Cut out each card. Have your child count the number of objects and place a clothes pin on the correct number



$$1+1=$$

3

1

2




$$2+1=$$

2

3

4




$$2+2=$$

4

5

3



$$3+2=$$

3

5

6

Letter Matching: Print this page out on card stock. Cut out each card. Have your child match the upper case letter with the lower case letter. Hand your child the turkey word cards if they need help.



T

t

f

i



U

v

u

o



R

r

f

a






K

x

y

k











Letter Matching: Print this page out on card stock. Cut out each card. Have your child match the upper case letter with the lower case letter. Hand your child the turkey word cards if they need help.



Turkey File Folder Game

If your child recognizes all of his/her letters, he/she might be ready for simple two-letter word matching activities like this one.

Print out this page and the following two pages on card stock. Cut out the words below. Have your child match the word below with the word on the other pages.

 go	 on	 he
 to	 it	 or
 so	 as	 do
 in	 if	 up

