

# Outdoor Treasure Hunt

Made by Liesl at  
[homeschoolden.com](http://homeschoolden.com)



**Print out the following pages on card stock.**






















**Choose the clues that work best for your outdoor area.**

**Set up the treasure for the kids, so they follow the clues from one place to another. You can use the cards with either the QR Codes or the word cards if you do not have a QR Code Reader. (This is an app that you can download free on your phone or tablet.)**















**Be sure to use the card that says "This is the end!" for the end of the treasure hunt.**

**You might want to include a math they have to solve at each station problem (or have them answer a question) before they can go on to the next clue.**

# Outdoor Treasure Hunt

 	<b>Check the trash bin.</b> 
 	<b>Check the front door.</b> 
 	<b>Check the front porch.</b> 
 	<b>Check one of the windows on the front of the house.</b> 
 	<b>Check one of the windows on the side of the house.</b> 
 	<b>Check one of the windows on the back of the house.</b> 
 	<b>Check the dog house.</b> 





















# Outdoor Treasure Hunt p 2

 	<b>Check the largest tree in the front yard.</b> 
 	<b>Check the hammock.</b> 
 	<b>Check the swing.</b> 
 	<b>Check the front tire of the car.</b> 
 	<b>Check the mailbox.</b> 
 	<b>Check the patio table.</b> 
 	<b>Check the garage door.</b> 

# Outdoor Treasure Hunt

 	<b>Check the biggest rock in our yard.</b> 
 	<b>Check the vegetable garden.</b> 
 	<b>Check under the patio chair.</b> 
 	<b>Check the wood pile.</b> 
 	<b>Check the shed door.</b> 
 	<b>Check the barbecue grill.</b> 
 	<b>Check the deck.</b> 

# Outdoor Treasure Hunt

 	<b>Check the deck stairs.</b> 
 	<b>Check the yellow flowers.</b> 
 	<b>Check the purple flowers.</b> 
 	<b>Check the pink flowers.</b> 
 	<b>Check the ladder.</b> 
 	<b>Check the bird feeder</b> 
 	<b>This is the end! Congratulations! Well done!!</b> 