

ADDITION FACT GAME BOARDS

Print out two copies of the cards on pages 6, 7 and 8.

The hat cards are for the Make 9 Game Board --



If you pick up a 4 card, you move your marker to the next 5 space on the board. $4+5=9$

The shamrock cards are for the Make 14 Game Board --



If you pick up an 8 card, you move your marker to the next 6 space on the board. $8+6=14$

The mushroom cards are for the Make 15 Game Board --



If you pick up a 6 card, you move your marker to the next 9 space on the board. $6+9=15$

TO PLAY:

Each play needs a game piece.

Take turns drawing one card. Determine what number is needed to make 9 (or 14 or 15) and proceed to the nearest space with that number. If, for example, you draw a "4" then you would proceed to the next "5" on the game board.

To win the game, you must have the exact number to land on the pot of gold.

There is a blank game board and blank playing cards so you can make your own math game.



©Made By Liesl at The [Homeschool Den](#)



Start



MAKE A GAME BOARD



A large game board consisting of 48 shamrock-shaped tiles arranged in a winding path. Each tile contains a number from 0 to 4. The path starts at a 'Start' point and ends at a '2 or 4' pot of gold. A green shamrock is placed in the middle of the path, and a red mushroom is at the bottom right.

Start

2 or 4

0 2 4

1 3 3 4 0 1

3 2 0 4

4 3 1 4 3 2

2 3 4 4 0 4

0 1 1 0 2 1 4

1 2 2 1 3 2 1

4 4 0 3 2

3 0 3 2



Start



MAKE 14 GAME BOARD



A collection of 30 shamrock-shaped game board pieces, each with a number inside. The numbers are arranged as follows:

- Top row: 5, 8, 8, 6, 4
- Second row: 7, 6, 8, 5, 7
- Third row: 6, 4, 5, 4, 7, 4
- Fourth row: 4, 6
- Fifth row: 8, 6, 4, 7, 4, 8
- Sixth row: 5, 7, 5, 8, 4
- Seventh row: 7, 8, 8, 7, 7
- Eighth row: 4, 4, 5, 6, 8
- Ninth row: 4, 6, 5

Decorative elements include a green shamrock at the bottom left, a large green shamrock in the center-right, and a red mushroom with white spots at the bottom right.



Start



MAKE 15 GAME BOARD





A large game board for the number 15 game, consisting of 15 numbered clover leaves arranged in a zig-zag pattern. The numbers on the leaves are: 8, 9, 10, 7, 6, 8, 9, 10, 6, 7, 9, 6, 8, 10, 9, 8, 10, 6, 7, 8, 10, 9, 10, 6, 7, 8, 9, 10, 7, 9.





Start













GAME BOARD



GAME CARDS MAKE 9 

 5	 6	 7	 8
 9	 5	 6	 7
 8	 9	 5	 7

GAME CARDS MAKE 14 

 10	 9	 8	 7
 6	 10	 9	 8
 7	 6	 9	 7

GAME CARDS MAKE 15 

 5	 6	 7	 8
 9	 5	 6	 7
 8	 9	 6	 8

GAME CARDS BLANK

