



CHRISTMAS




MATH CARD

















GAMES

















©2013 by *Liesl at the Homeschool Den*




Graphics By My Cute Graphics

















1		2	3		4	
5		6	7		8	
9		10	11		12	
13		14	15		0	

0		1		2		3	
4		5		6		7	
8		9		10		11	
12		13		14		15	

1			2	3			4
5			6	7			8
9			10	11			12
13			14	15			0





0		1		2		3	
4		5		6		7	
8		9		10		11	
12		13		14		15	



Place Value Game

Player 1




You will need the numbers 0 through 9 from several different decks for this game.

Place 4 cards face down on the spaces below.

Turn the cards over one by one and place them on any one of the lines above. After a card has been placed, it may not be moved.

The object is to make the largest number you can. The person with the largest number wins that round.





Place Value Game

Player 2




You will need the numbers 0 through 9 from several different decks for this game.

Place 4 cards face down on the spaces below.

Turn the cards over one by one and place them on any one of the lines above. After a card has been placed, it may not be moved.


The object is to make the largest number you can. The person with the largest number wins that round.



Addition Number Battle

Player One: Place 2 cards down and add them together.

Player Two: Place 2 cards down and add them together.



If you have the higher number, place all four cards in the space below.


Then battle again!



Multiplication Number Battle

Player One: Place 2 cards down and multiply them together.

Player Two: Place 2 cards down and multiply them together.



If you have the higher number, place all four cards in the space below.

Then battle again!




Make a spinner from the template below. Each player then takes two cards and adds (or multiplies) them together. Spin the spinner... and determine who wins the round!



Make 10 (or 7 or 11...)

Lay out 12 cards in a row (like in the example below). Take turns taking 2 cards that add up to 10:



You can play this same game with the cards turned face down.