

Valentine's 4s and 6s

Multiplication Game

Made by Liesl at the [Homeschool Den](#)





















How To Play:

- Cut out the game cards on page 3 and shuffle. Place them all in a pile.
- Each player needs one token to move around the board. Place token on start.
- Take the top game card and multiply it by 4 (or by 6 if using the 6s gameboard).
- Move to the next available space with that product. For example, if the player draws a 6, multiply 6×4 and move to the next available 24 space on the board.
- The first player to arrive at finish with one of the three numbers indicated wins the game.

Valentine's 4's Multiplication Game

Made by Liesl at the [Homeschool Den](http://www.homeschool-den.com)



 4	 4	 5	 5	 6
 6	 7	 7	 7	 8
 8	 8	 9	 9	 9
 10	 10	 4	 5	 6

Valentine's 6's Multiplication Game

Made by Liesl at the [Homeschool Den](http://www.homeschool-den.com)

start

42

60

54

24

48

36

54

60

30

24

48

42

36

54

42

54

24

finish
36 48 24

48

36

24

48

60