

The Great Pet Races



Games for Practicing Math



Made and Illustrated by Liesl at [The Homeschool Den](http://TheHomeschoolDen.com)

How to Play


Capture the Pet:



- What you need—addition cards and two types of tokens, one for each play.
- On index cards, write out addition problems that equal the numbers on the page.
Examples – $6+7$, $8+8$, $9+4$. (For a younger child, you can use the numbers themselves – 13, 14, 15, etc. For the older child you can use division problems such as $56 \div 7$ or $48 \div 6$)
- The object of the game is to be the first player to capture a pet by placing 2 tokens on that pet. The winner is the player with the most captured pets at the end of the game.
- Each player takes a turn drawing a card, figuring out the answer and placing a token on an animal. If the other player has a token you can bump them off that spot and replace it with your own. The first player to have two tokens on a pet has captured it.

How to Play

13s, 14s and 15s Math Gameboards:



- Have a stack of cards with the numbers 1 through 12 (for the 13s gameboard) , 1 through 13 (for the 14 gameboard) or 1 through 14s (15s gameboard). Make sure you have 3 or 4 cards for each number.
- Each player takes turns drawing a card and figuring out what number would make 13 (or 14). So if you were playing the 13s gameboard and you drew a 7, then you would move your token to the next available 6 spot. Then the next player takes a turn. The first player to reach the finish wins the game.

Capture the Pets



13



13



15



14



15



12



12



14

Capture the Pets



16



19



18



17



18



16






17



19

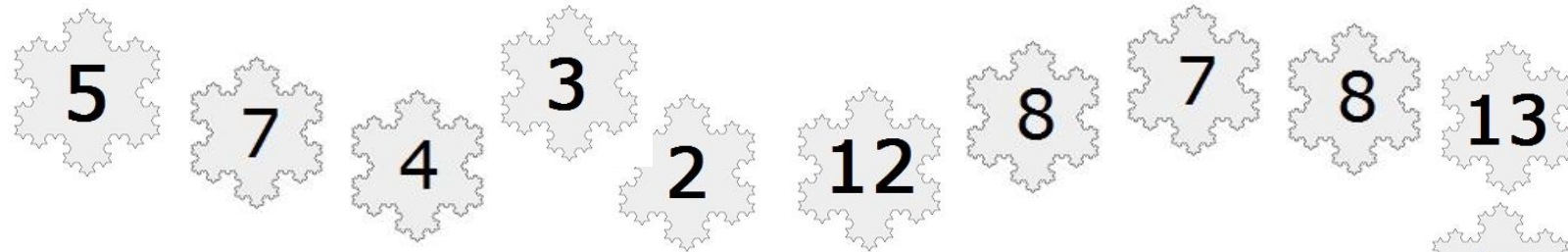

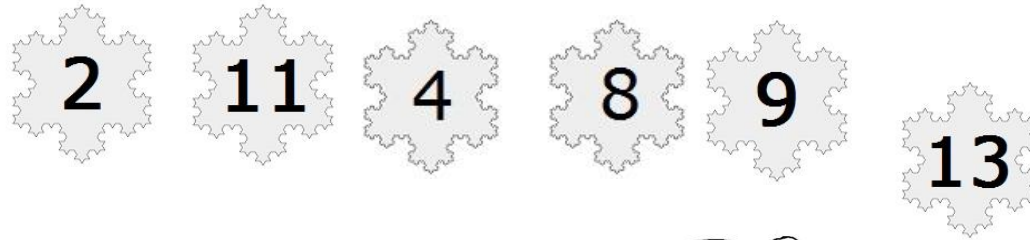
Capture the Pets




Finish



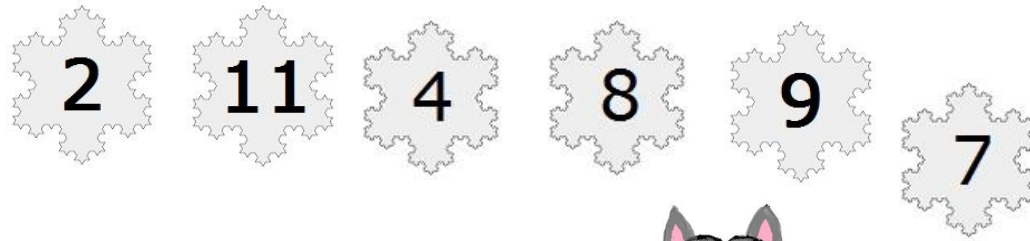

14s




Start Here




Finish



13s

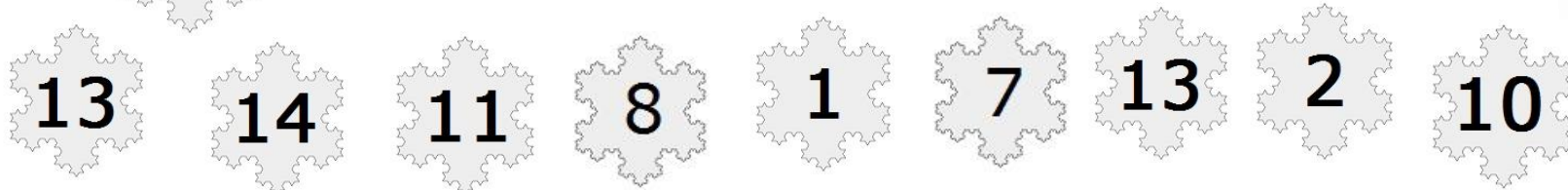

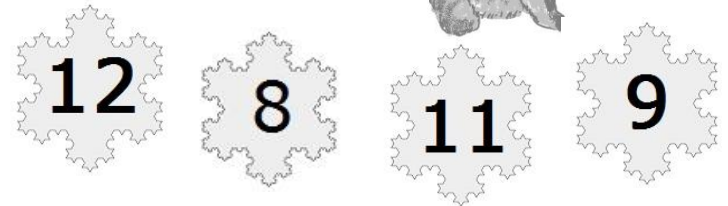






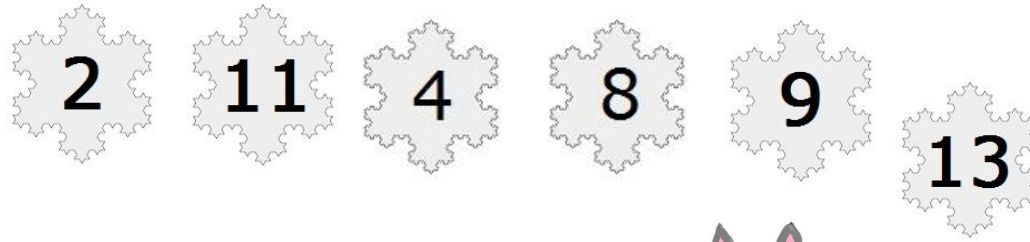



Start Here



Finish

15s



Start Here

