

Bugs, Bugs, Bugs!



Made by Liesl at homeschoolden.com

Clipart purchased from canstockphoto.com

©homeschoolden.com

Copyright Notice:

Feel free to make as many copies as you need for your kids or the students in your classroom.

This file may not be shared with others.

This file may not be uploaded to any file sharing website.


You may not reproduce, repackage, or redistribute the contents of homeschoolden.com downloads, in whole or in part, for any reason.

Photo Credits: Purchased from canstockphoto.com

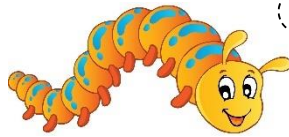


My name is _____

Bugs, Bugs, Bugs!



snail



caterpillar



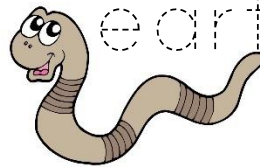
grasshopper



spider



ladybug




earthworm



butterfly



ant



flower




bee



My name is _____

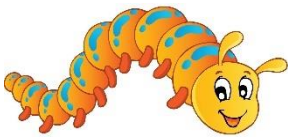
Bugs, Bugs, Bugs!



ant




grasshopper



flower

butterfly



caterpillar

spider

ladybug




snail



earthworm

bee



My name is _____

Bugs, Bugs, Bugs!



snail



caterpillar



grasshopper



spider



ladybug



earthworm



butterfly



ant



flower



bee

My name is _____

Bugs, Bugs, Bugs!



ant



grasshopper



flower



butterfly



caterpillar



spider

ladybug



snail



earthworm



bee



My name is _____

Bugs, Bugs, Bugs!





















This is a post from the blog called, Bugs, Bugs Bugs – Hope you find some fun activities to do with your kids!

Last week I put together my [huge list of activities to do with my preschooler](#). One thing I haven't done in a long time is our ["Theme Time"](#) activities. It is such an easy way to incorporate those games that get shoved to the back shelf. Last week we did a lot of insect-themed activities. Here are some of the things we did together:


ED did lots of different crafts. For example, she (and the others of course too) made a snail. We brought out the Snail's Pace Race a cute game perfect for the 2-5 year old crowd because it just entails rolling the dice and moving the colored snail one space forward.



Here are a few other of ED's projects from last week. What's cute about the ladybug activity is that the wings really open and close! Cute!



We looked at dragonflies outside (we happened to find a dead one too and took a long time looking at it!), did a couple crafts, and brought out the pattern blocks too. (You can find lots of [great templates at pre-Kinders.](#))



For the first time in a long time, I brought out the pattern activities we've had for years. ED was the perfect age for these.

We used the Learning Resources Bug Counters. (Pictured on the next page.)

There is a similar set that has cards with it: Learning Resources Let's Tackle Math.



We printed out copies of Deanna Jump's [cute insect book](#) for emergent readers. DD, ED and a friend all colored insect books:



I also printed out an insect-themed math grid game. I got this one from kidssoup.com, but you can get a leaf [one free at preKinders](#) and place bugs on it. Each person takes a turn rolling the die and covering that many squares on her grid. The first person to cover all the spaces wins the game.



And we spotted some pretty interesting bugs and spiders in our outdoor hunts. We especially like kicking apart decaying logs to find the huge, black Bess Beetles!



You can find a list of Montessori inspired insect activities over at [Living Montessori Now](http://LivingMontessoriNow.com). I also noticed that over at the [Adventures of Bear](#) they also did some Montessori insect-related activities recently. You might want to check that out.

ED and I also spend about ten minutes every day (and I try not to ever miss a day no matter what's going on) in a chair together to read her Bob Books. We just started those about two weeks ago and she's doing well. She still needs lots of help, but is making progress. I recommend those and Animal Antics as a first reader for your preschooler once they know their letter sounds well. I used these same books with DD when she was [starting to learn to read--see that post here](#).

Other related posts you might be interested in:

- [Insect and Butterfly Lapbook: this is a PreK lapbook my kids made!](#)
- [A Huge List of Activities to do with your preschooler \(100+ Activities\)](#) A free printable:




- [Preschool at Home: Activities you can do with your 2-4 Year Olds, Fine Motor Skills](#)
- [Preschool at Home: Learning Letters](#)
- [Preschool at Home: Alphabet Activities](#)
- [Felt Play: Make your own Felt Board](#)
- [Preschool at Home: Handwriting](#)
- [Preschool at Home: Science for 2-4 Year Olds](#)
- [Preschool Montessori: Vertebrate and Invertebrate Study and Free Cards](#)
- [Preschool at Home: A Few Math Ideas for the 2 1/2-3 year old crowd](#)
- [Preschool Math Activities \(K4\) Montessori Math and More](#)
- [Preschool at Home: Lapbooks](#)
- You might also be interested in the post: [Homeschool Preschool Year in Review](#) which was a recap of many of our preschool activities this past year.
- [Preschool Geography: Activities for learning about where we live in the world, Montessori world map work and more](#)
- [Preschool Geography: Maps and More](#)
- [The Seven Continents and World Landmarks](#)
- If your child knows their letter sounds, they may be ready to learn to read. Visit this post, [Teach Your Child to Read](#), for fun ideas that help your child learn to read!





What Comes Between?

		
---	--	---

What Comes Between?

		
--	--	--


What Comes Between?

		
---	--	---



What Comes Between?

 <p>8</p>		 <p>10</p> <p>©homeschoolden.com</p>
--	--	---

What Comes Between?

 <p>12</p>		 <p>14</p> <p>©homeschoolden.com</p>
--	--	--

What Comes Between?

 <p>16</p>		 <p>18</p> <p>©homeschoolden.com</p>
---	--	---



Answer Cards





What Comes Between?

 <p>40</p>		 <p>42</p>
---	--	---

What Comes Between?

 <p>65</p>		 <p>67</p>
--	--	--


What Comes Between?

 <p>94</p>		 <p>96</p>
---	--	---



What Comes Between?



 <p>28</p>		 <p>30</p>
---	--	---

What Comes Between?



 <p>53</p>		 <p>55</p>
--	--	--

What Comes Between?

 <p>77</p>		 <p>79</p>
---	--	---


$$2+2=$$


©homeschoolden.com


$$3+3=$$


©homeschoolden.com


$$1+2=$$




©homeschoolden.com


$$4+3=$$


©homeschoolden.com




$$4+2=$$


©homeschoolden.com




$$3+2=$$


©homeschoolden.com




$$4+4=$$


©homeschoolden.com


$$5+5=$$


©homeschoolden.com


$$6+6=$$


©homeschoolden.com


$$7+7=$$


©homeschoolden.com

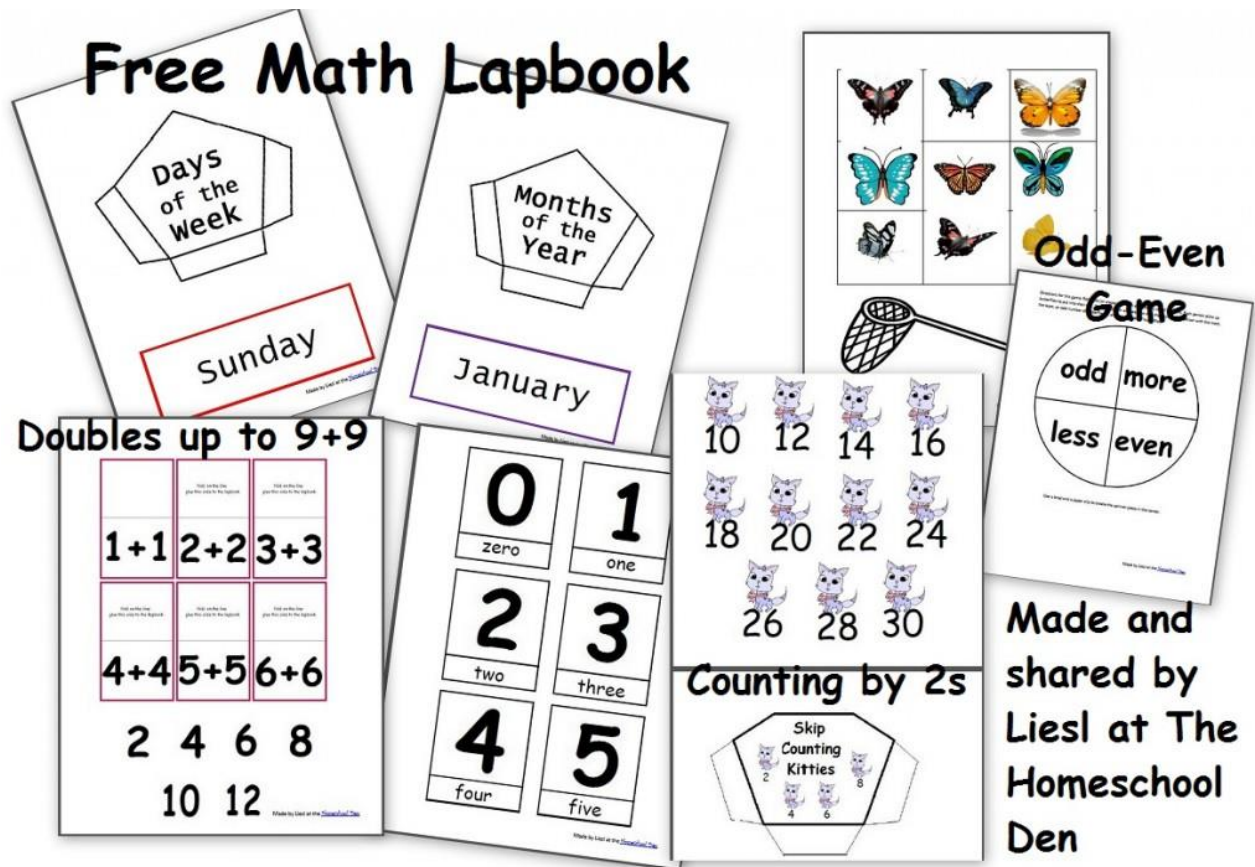

$$8+8=$$


©homeschoolden.com



$$9+9=$$


©homeschoolden.com

I made a preschool math lapbook several years ago that we used a lot. It included a "catch the butterfly - odd/even game" that was quite the hit! [Free Math Lapbook](#)



One of the games ED loved when she was 3-5 was the [Snail's Pace Race](#). (*affiliate link*) This is perfect to play with a bugs unit! It is a cooperative game where the players work together to move all 6 snails to the end of the row.




Another game my daughter loved is an award winning cooperative game called [Hoot Owl Hoot!](#) (*affiliate link*)



The first game is called Hoot Owl Hoot. The object is for the players to get all the owls home before the sun comes up. (The sun is at the top and moves across as players come across a sun card.) This is a game like Candy Land which only requires that the kids recognize their colors. They have to fly the owls around the game board from color to color back to their nest before the sun comes up.



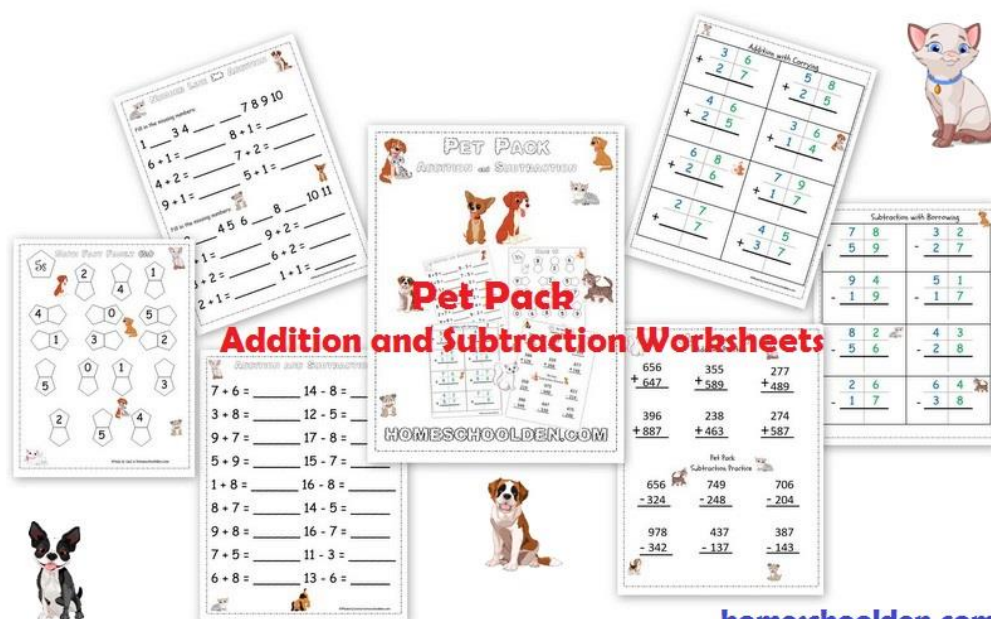
The other game we played a lot was called [Lost Puppies](#). (*affiliate link*) Again, it's a cooperative game where all the players work together to get the puppies home.



Each player takes a turn flipping over a card. If the player flips over a night (star) card it has to be placed on the corresponding number on the gameboard. Players use a flashlight card to remove the night/star card from the board. To take the puppy home there has to be a clear path (with no night cards in the way).

These games are wonderful because they are not competitive—no winner or loser. And with the age of my girls (4 and 6) they can play them happily together independently. Still, I can easily recommend these games to the younger crowd as well (say 2 1/2 and up).

We have a cute [Pet Pack](#) that your kids might like if they are doing number families, addition and subtraction:



I also really like Dino Math Tracks. We played this a lot with all three kids... and it helped introduce the idea of place value. [Dino Math Tracks Game](#) (affiliate link)



You might also be interested in our [Dinosaur Packet which includes Lapbook Materials](#) (for ages 3-7):

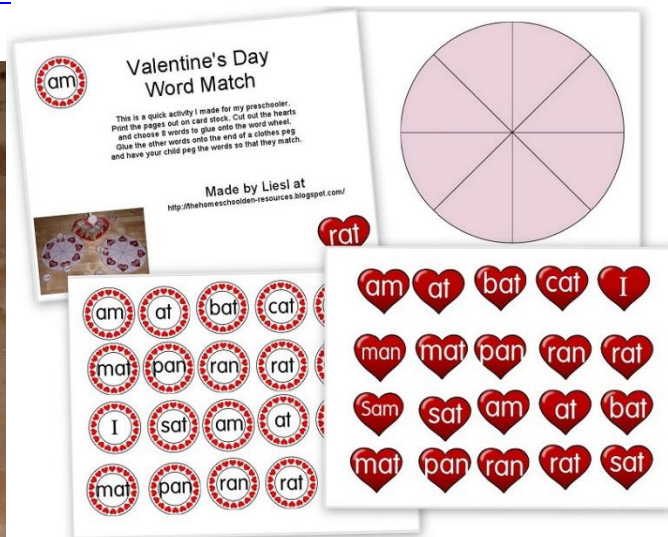


[Sh Ch Th Word Sort Activity \(Free\)](#)

sh ch th Word Sort and Activities


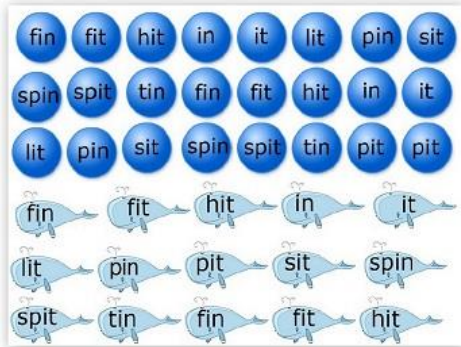
free at homeschoolden.com

Valentine's Day Clothes Pin Word Match-a-words



Here was another **Whales and Bubbles Sight Word Game** I made for her with -in and -it words. It is also **FREE** to download!

**-it and -in
word
Clothespin
Matching
Activity**



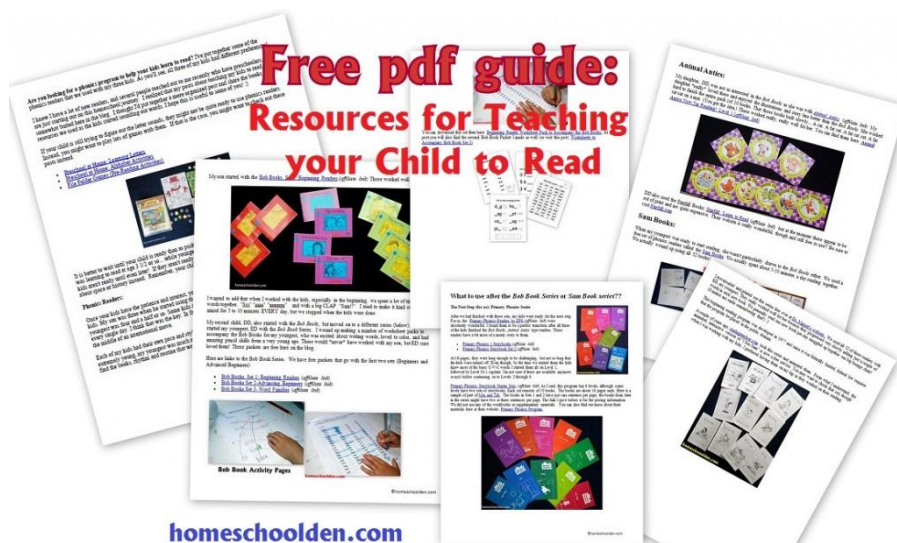
homeschoolden.com



[Free Coin Counting File Folder Game](#)



Visit this post, [Teach Your Child to Read](#), for fun ideas that help your child learn to read as well as some of the readers my kids used... Funny enough, my three kids all gravitated towards different sets! LD really liked the Bob books, DD loved Animal Antics, and ED read through the entire set of Sam readers!!



Be sure to check out our other [preschool posts](#). This page has links to dozens of our preschool posts. It also includes links to lots of our free Montessori printables and more.

